



■ Features :

- Universal AC input / Full range
- Built-in active PFC function
- High efficiency up to 90%
- Withstand 300VAC surge input for 5 seconds
- Protections: Short circuit / Overload / Over voltage
- Protections: Over temperature (optional)
- Cooling by free air convection
- 1U low profile 38mm
- Medical safety approved (MOOP level)
- Built-in remote ON-OFF control
- No load power consumption<0.5W
- All using 105°C long life electrolytic capacitors
- 5 years warranty



■ GTIN CODE

MW Search: <https://www.meanwell.com/serviceGTIN.aspx>



SPECIFICATION

MODEL	MSP-100-3.3	MSP-100-5	MSP-100-7.5	MSP-100-12	MSP-100-15	MSP-100-24	MSP-100-36	MSP-100-48		
OUTPUT	DC VOLTAGE	3.3V	5V	7.5V	12V	15V	24V	36V	48V	
	RATED CURRENT	20A	17A	13.5A	8.5A	7A	4.5A	2.9A	2.2A	
	CURRENT RANGE	0 ~ 20A	0 ~ 17A	0 ~ 13.5A	0 ~ 8.5A	0 ~ 7A	0 ~ 4.5A	0 ~ 2.9A	0 ~ 2.2A	
	RATED POWER	66W	85W	101.3W	102W	105W	108W	104.4W	105.6W	
	RIPPLE & NOISE (max.) Note.2	80mVp-p	80mVp-p	100mVp-p	120mVp-p	150mVp-p	150mVp-p	200mVp-p	240mVp-p	
	VOLTAGE ADJ. RANGE	3.1 ~ 3.8V	4.75 ~ 5.8V	7.1 ~ 9V	11.4 ~ 13.8V	14.25 ~ 18V	22.8 ~ 28.8V	34.2 ~ 39.6V	45.6 ~ 55.2V	
	VOLTAGE TOLERANCE Note.3	+2.5,-3.5%	+2.5,-3.5%	±2.5%	±1.5%	±1.5%	±1.5%	±1.5%	±1.5%	
	LINE REGULATION	±0.5%	±0.5%	±0.5%	±0.3%	±0.3%	±0.2%	±0.2%	±0.2%	
	LOAD REGULATION	±2.0%	±2.0%	±1.5%	±0.8%	±0.8%	±0.5%	±0.5%	±0.5%	
	SETUP, RISE TIME	2500ms, 100ms/230VAC		2500ms, 100ms/115VAC at full load						
HOLD UP TIME (Typ.)	50ms/230VAC		20ms/115VAC at full load							
INPUT	VOLTAGE RANGE Note.5	85 ~ 264VAC		120 ~ 370VDC						
	FREQUENCY RANGE	47 ~ 63Hz								
	POWER FACTOR (Typ.)	PF>0.95/230VAC		PF>0.98/115VAC at full load						
	EFFICIENCY (Typ.)	78%	83%	84%	87.5%	88%	88.5%	89%	90%	
	AC CURRENT (Typ.)	1.2A/115VAC		0.6A/230VAC						
	INRUSH CURRENT (Typ.)	35A/115VAC		65A/230VAC						
LEAKAGE CURRENT Note.6	Earth leakage current < 300 μ A/264VAC , Touch leakage current < 100 μ A/264VAC									
PROTECTION	OVERLOAD	105 ~ 135% rated output power Protection type : Constant current limiting for Vo=50 ~ 100% of rated voltage, recovers automatically after fault condition is removed								
	OVER VOLTAGE	3.96 ~ 4.62V	6 ~ 7V	9.4 ~ 10.9V	14.4 ~ 16.8V	18.8 ~ 21.8V	30 ~ 34.8V	41.4 ~ 48.6V	57.6 ~ 67.2V	
	OVER TEMPERATURE	Shut down o/p voltage, recovers automatically after temperature goes down								
FUNCTION	REMOTE CONTROL	RC+/RC- : 0 ~ 0.8V= power on ; 4 ~ 10V = power off								
ENVIRONMENT	WORKING TEMP.	-40 ~ +60°C (Refer to "Derating Curve")								
	WORKING HUMIDITY	20 ~ 90% RH non-condensing								
	STORAGE TEMP., HUMIDITY	-40 ~ +85°C, 10 ~ 95% RH								
	TEMP. COEFFICIENT	±0.04%/°C (0 ~ 50°C)								
	VIBRATION	10 ~ 500Hz, 5G 10min./1cycle, 60min. each along X, Y, Z axes								
SAFETY & EMC (Note 4)	SAFETY STANDARDS	ANSI/AAMI ES60601-1, IEC60601-1, EAC TP TC 004 approved, Design refer to BS EN/EN60601-1, BS EN/EN62368-1								
	ISOLATION LEVEL	Primary-Secondary: 2xMOOP, Primary-Earth: 1xMOOP, Secondary-Earth: 1xMOOP								
	WITHSTAND VOLTAGE	I/P-O/P:4KVAC		I/P-FG:2KVAC		O/P-FG:0.5KVAC				
	ISOLATION RESISTANCE	I/P-O/P, I/P-FG, O/P-FG:100M Ohms / 500VDC / 25°C / 70% RH								
	EMC EMISSION	Compliance to BS EN/EN55011 (CISPR11) Class B, BS EN/EN61000-3-2,-3, EAC TP TC 020								
EMC IMMUNITY	Compliance to BS EN/EN61000-4-2,3,4,5,6,8,11, BS EN/EN60601-1-2, EAC TP TC 020									
OTHERS	MTBF	2272.8K hrs min.		Telcordia SR-332 (Bellcore) ; 352.4K hrs min.		MIL-HDBK-217F (25°C)				
	DIMENSION	159*97*38mm (L*W*H)								
	PACKING	0.38Kg; 24pcs/10.1Kg/0.9CUFT								

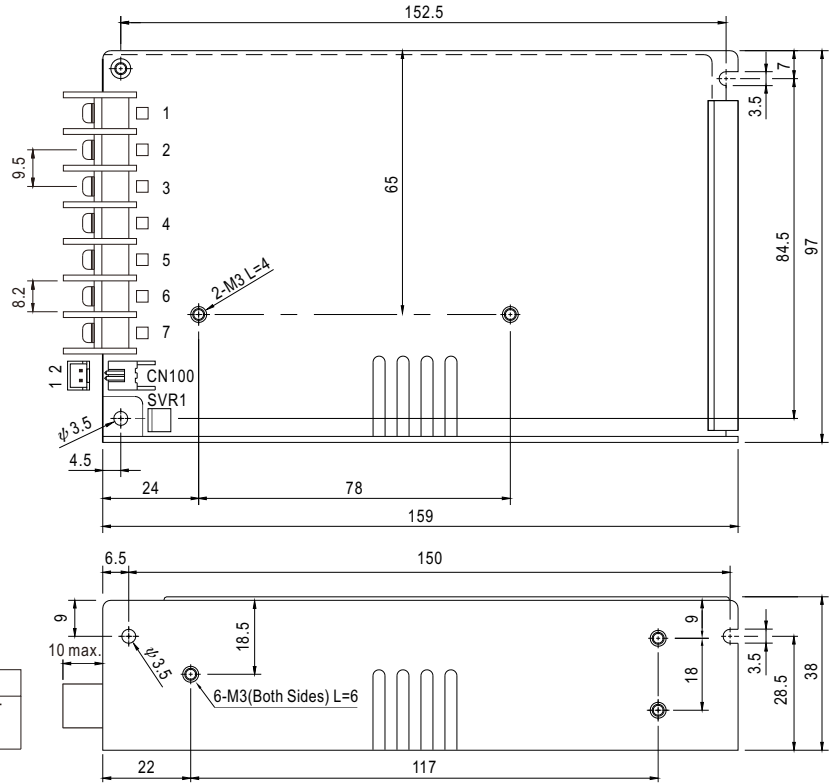
NOTE

1. All parameters NOT specially mentioned are measured at 230VAC input, rated load and 25°C of ambient temperature.
2. Ripple & noise are measured at 20MHz of bandwidth by using a 12" twisted pair-wire terminated with a 0.1uf & 47uf parallel capacitor.
3. Tolerance : includes set up tolerance, line regulation and load regulation.
4. The power supply is considered a component which will be installed into a final equipment. All the EMC tests are been executed by mounting the unit on a 360mm*360mm metal plate with 1mm of thickness. The final equipment must be re-confirmed that it still meets EMC directives. For guidance on how to perform these EMC tests, please refer to "EMI testing of component power supplies." (as available on <http://www.meanwell.com>)
5. Derating may be needed under low input voltages. Please check the derating curve for more details.
6. Touch current was measured from primary input to DC output.
7. When the input voltage is less than 40VAC, the SPS may exhibit degradation of performance. The final product manufacturers must re-confirm this deviation that does not affect basic safety or essential performance.
8. The ambient temperature derating of 3.5°C/1000m with fanless models and of 5°C/1000m with fan models for operating altitude higher than 2000m(6500ft).

※ Product Liability Disclaimer : For detailed information, please refer to <https://www.meanwell.com/serviceDisclaimer.aspx>

Mechanical Specification

Case No.901I Unit:mm



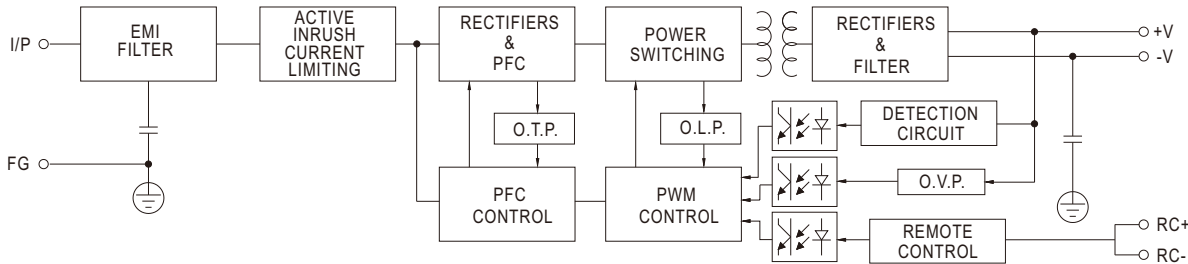
Terminal Pin No. Assignment

Pin No.	Assignment	Pin No.	Assignment
1	AC/L	4,5	DC OUTPUT -V
2	AC/N	6,7	DC OUTPUT +V
3	FG		

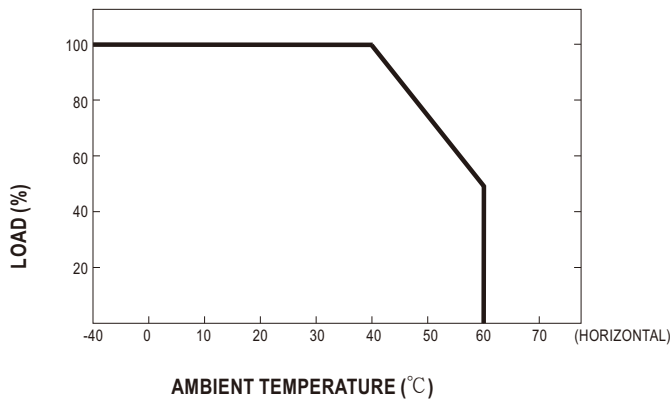
Remote ON/OFF (CN100) : JST B-XH or equivalent

Pin No.	Assignment	Mating Housing	Terminal
1	RC-	JST XHP or equivalent	JST SXH-001T or equivalent
2	RC+		

Block Diagram



Derating Curve



Output Derating VS Input Voltage

